

ARCLUX[®]
SERIES

RINA



PEERLESS[®]
electric-électrique

INCEP|T|ON[®]
PEERLESS CANADA

CONCEPT

The RINA is a LED luminaire for suspended installation with aircraft cables. Features a minimalistic and clean design providing a superior quality of lighting. Snap-in flat frosted acrylic lens and extruded aluminum body. Ideal for commercial or architectural environments. Row mounting available, consult factory.

CERTIFICATION

Approved to UL1598 and CSA C22.2 No. 250 standards**

Suitable for damp locations.

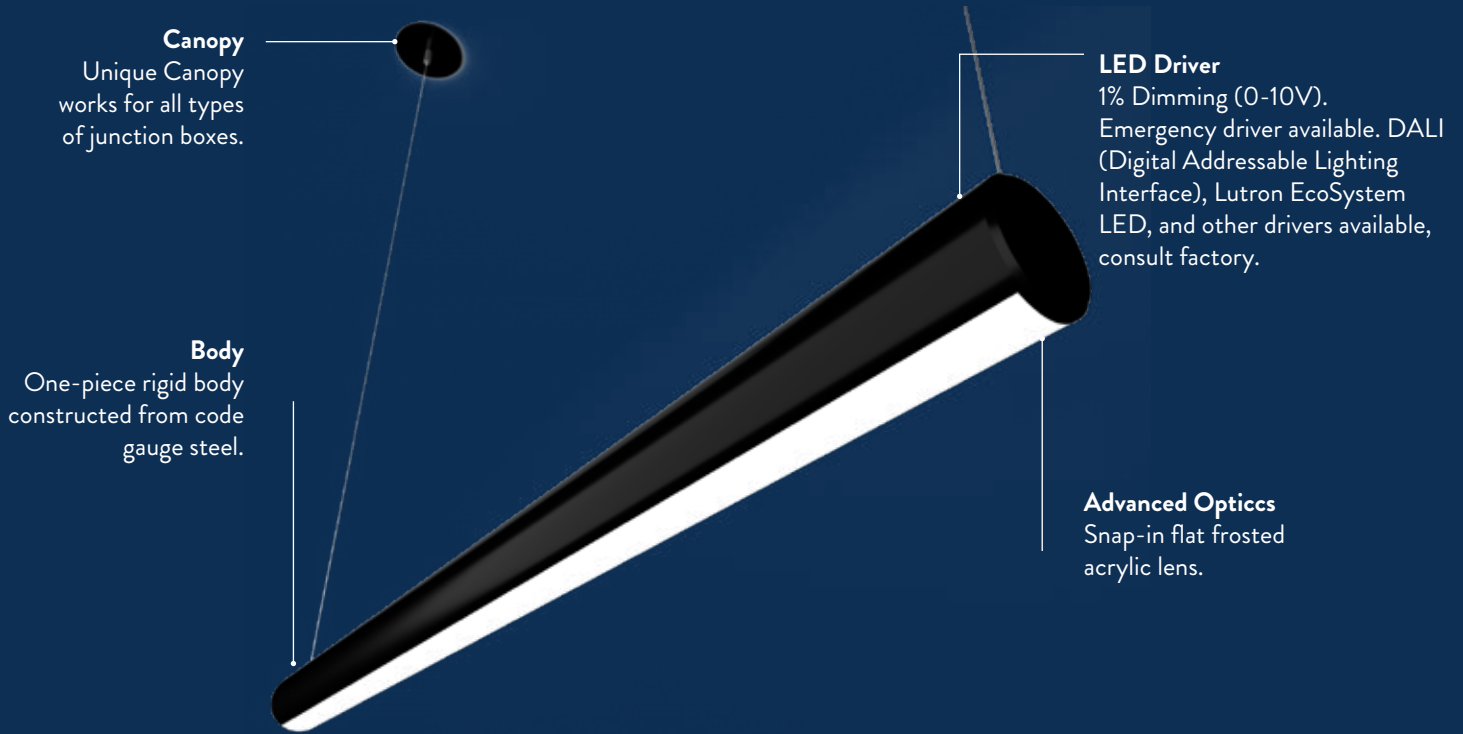


*LED Five (5) year limited warranty.


**Operating temperature: -20°C to +35°C / -4°F to +95 °F, consult factory for operating temperatures outside the listed range.




STRUCTURE



MOUNTING








TUNABLE WHITE FUNCTION OPTIONS

Available in 3000K, 3500K and 4000K

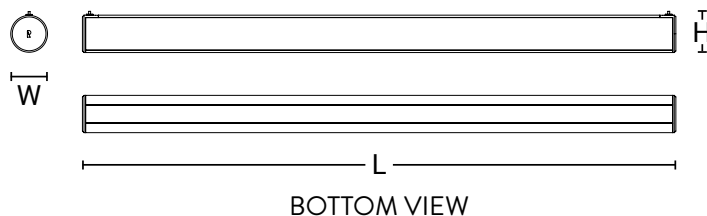


CUSTOM COLORS



DIMENSIONS

SIZE	L	W	H
2FT	23.50"	4.00"	4.00"
4FT	46.20"	4.00"	4.00"
6FT	70.50"	4.00"	4.00"
8FT	92.20"	4.00"	4.00"



ORDERING INFORMATION

RINA					FA				
FIXTURE	DISTRIBUTION	LENGTH	LUMENS	CCT	SHIELDING	FINISH	MOUNTING *OPTIONAL*	POWER CORD *OPTIONAL*	DRIVER
RINA = Round . Indirect . Direct . Architectural	5U5 = 50% Up / 50% Down 6U4 = 60% Up / 40% Down 4U6 = 40% Up / 60% Down 7U3 = 70% Up / 30% Down 3U7 = 30% Up / 70% Down DIR = 100% Down IND = 100% Up *Custom distribution available, consult factory *Batwing available, consult factory	2 = 2" 4 = 4" 6 = 6" 8 = 8"	50 = 500lm/ft 80 = 800lm/ft 100 = 1000lm/ft 120 = 1200lm/ft 150 = 1500lm/ft *not applicable for direct light distribution	30K = 3000K 35K = 3500K 40K = 4000K TW = Tunable White *Other CCT, RGB (Red, Green, Blue LEDs), DM (dim to warm) available, consult factory	FA = Snap-in Flat Frosted Acrylic	GLOSSY W = White Housing B = Black Housing G = Grey Housing MATTE WM = White Housing BM = Black Housing GM = Grey Housing X = other colours and finishes available, consult factory	A4 = 48in Aircraft Cable A5 = 60in Aircraft Cable A8 = 96in Aircraft Cable A12 = 144in Aircraft Cable X = row mounting available, consult factory	C1 = 5ft Cord C2 = 6ft Cord C4 = 9ft Cord C7 = 13ft Cord	MV = Standard 120V-277V, 1% Dimming (0-10V) 347 = Standard 347V Dimming (0-10V) EM = Emergency Driver X = DALI, Lutron EcoSystem LED, and other drivers available, consult factory

