

RQ2



PEERLESS[®]
electric-électrique

INCEP|TION[®]
PEERLESS CANADA

CONCEPT

The RQ2 is a LED luminaire for suspended installation with aircraft cables or surface installation. Provides a choice of direct or indirect light distribution allowing a superior quality of soft lighting. Frosted acrylic lens down and prismatic lens up (if required) supplied as standard, with one-piece rigid body constructed from code gauge steel. Ideal for commercial or architectural environments. Row mounting available, consult factory.

CERTIFICATION

Approved to UL1598 and CSA C22.2 No. 250 standards**

Suitable for damp locations.



*LED Five (5) year limited warranty.

**Operating temperature: -20°C to +35°C / -4°F to +95 °F, consult factory for operating temperatures outside the listed range.



STRUCTURE

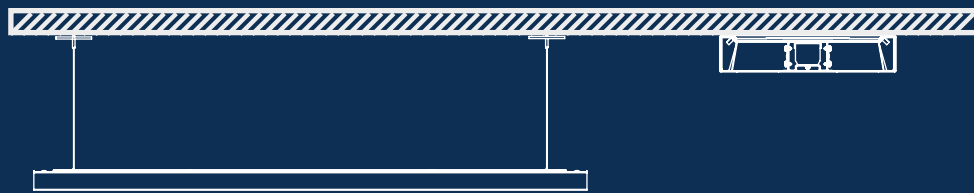
Canopy
Unique Canopy works for all types of junction boxes.

LED Driver
1% Dimming (0-10V).
Emergency driver available.
DALI (Digital Addressable Lighting Interface), Lutron EcoSystem LED, and other drivers available, consult factory.

Advanced Optics
Frosted acrylic lens down and prismatic lens up (if required) supplied as standard.

Body
One-piece rigid body constructed from code gauge steel.

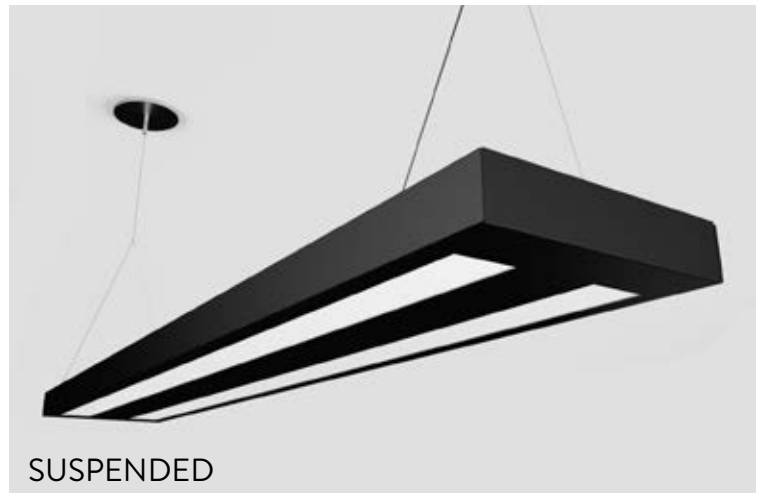
MOUNTING



SUSPENDED / SURFACE



SURFACE



SUSPENDED

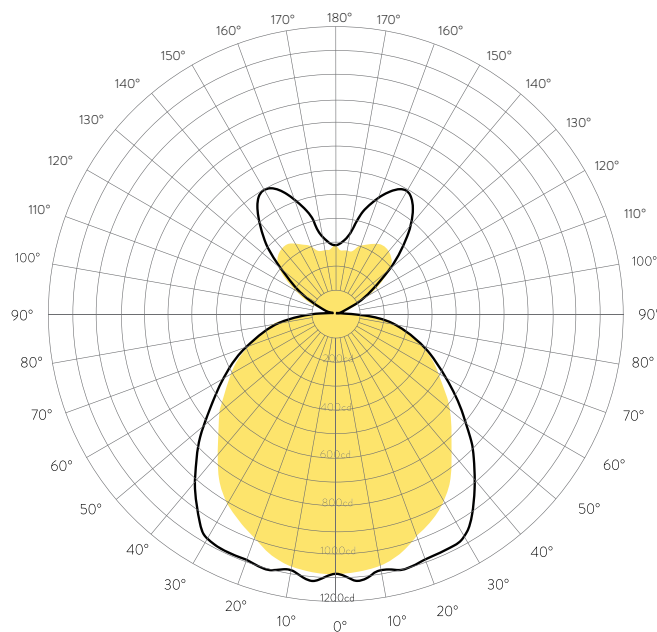


SEAMLESS CONTINUOUS RUNS CREATE A LINEAR LIGHTING ATMOSPHERE

It's highly engineered luminaire joining design allows for simple and intuitive assembly in the field.




PHOTOMETRIC DATA





RQ2-4-3U7-48-40K

0°-180° █
90°-270° █




TUNABLE WHITE FUNCTION OPTIONS

Available in 3000K, 3500K and 4000K

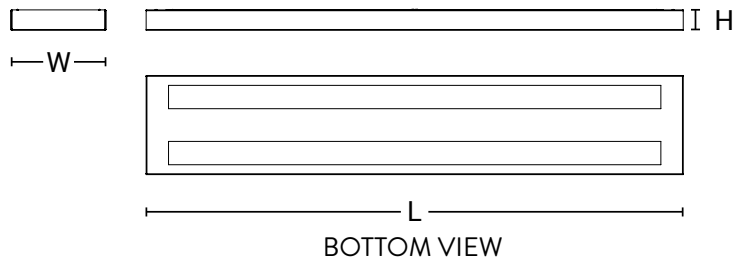


CUSTOM COLORS



DIMENSIONS

SIZE	L	W	H
4FT	44.00"	8.50"	1.65"
8FT	92.25"	8.50"	1.65"



ORDERING INFORMATION

RQ2								
FIXTURE	DISTRIBUTION	LENGTH	LUMENS	CCT	FINISH	MOUNTING *OPTIONAL*	POWER CORD *OPTIONAL*	DRIVER
RQ2 = RQ . 2 openings	5U5 = 50% Up / 50% Down	4 = 4ft	32 = 3200lm	30K = 3000K	GLOSSY W = White Housing B = Black Housing G = Grey Housing MATTE WM = White Housing BM = Black Housing GM = Grey Housing X = other colours and finishes available, consult factory	A4 = 48in Aircraft Cable	C1 = 5ft Cord	MV = Standard 120V-277V, 1% Dimming (0-10V)
	6U4 = 60% Up / 40% Down					A5 = 60in Aircraft Cable	C2 = 6ft Cord	
	4U6 = 40% Up / 60% Down					8 = 8ft	48 = 4800lm	35K = 3500K
	7U3 = 70% Up / 30% Down	A12 = 144in Aircraft Cable	C7 = 13ft Cord	X = DALI, Lutron EcoSystem LED, and other drivers available, consult factory				
	3U7 = 30% Up / 70% Down DIR = 100% Down IND = 100% Up *Custom distribution available, consult factory	96 = 9600lm	40K = 4000K TW = Tunable White *Other CCT, RGB (Red, Green, Blue LEDs), DM (dim to warm) available, consult factory					

