

GENERAL DESCRIPTION


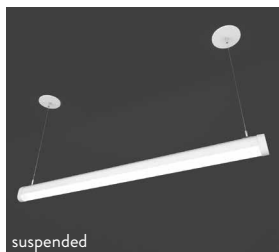
LED luminaire for **suspended** installation with aircraft cables or **surface** installation with mounting clips. Provides a superior quality of soft lighting as well as delivers a consistent light intensity that decelerates food discoloration. Frosted ribbed polycarbonate lens with one piece body construction with anti-UV and V2 fireproof PC material. Ideal for supermarkets and commercial environments.

CERTIFICATION

Approved to UL1598 and CSA C22.2 No. 250 standards** IP65. Suitable for wet locations.



*LED Five (5) year limited warranty.
**Operating temperature: -20°C to +35°C / -4°F to +95 °F, consult factory for operating temperatures outside the listed range.
***Not all available products are DLC qualified. View DLC Qualified Products List at designlights.org to confirm which versions are qualified.
Specifications are subject to change. Please confirm latest specifications prior to placing order.



PERFORMANCE SUMMARY 2FT AT 4000K

LUMENS(lm)	WATTAGE(W)	EFFICACY(lm/W)
1500	13	113
3000	24	124

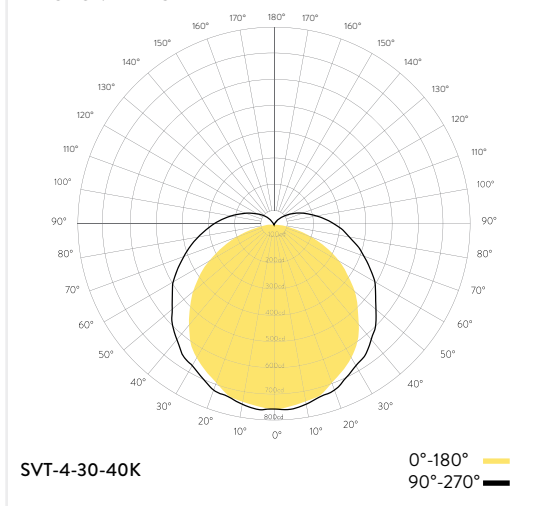
PERFORMANCE SUMMARY 4FT AT 4000K

LUMENS(lm)	WATTAGE(W)	EFFICACY(lm/W)
3000	25	122
6000	45	134

PERFORMANCE SUMMARY 8FT AT 4000K

LUMENS(lm)	WATTAGE(W)	EFFICACY(lm/W)
6000	48	124
12000	93	129

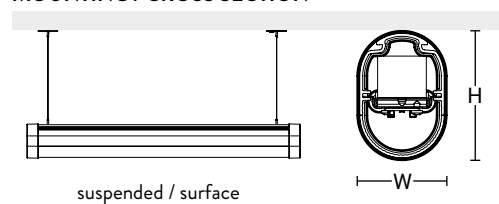
PHOTOMETRIC DATA



DIMENSIONS

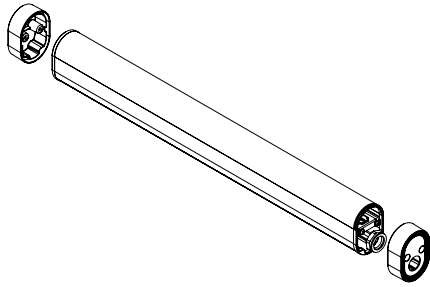
SIZE	L	W	H
2FT	24.00"	2.15"	3.10"
4FT	47.00"	2.15"	3.10"
6FT	69.00"	2.15"	3.10"
8FT	92.00"	2.15"	3.10"

MOUNTING / CROSS SECTION




ORDERING INFORMATION

SVT				P2				
FIXTURE	LENGTH	LUMENS	CCT	SHIELDING	FINISH	MOUNTING *OPTIONAL*	POWER CORD *OPTIONAL*	DRIVER
SVT = Slim . Vapor . Tight	2 = 2ft	15 = 1500lm 30 = 3000lm	30K = 3000K 35K = 3500K 40K = 4000K TW = Tunable White *Other CCT, RGB (Red, Green, Blue LEDs), DM (dim to warm) available, consult factory	P2 = Frosted Ribbed Polycarbonate	GLOSSY W = White Housing B = Black Housing	A4 = 48in Aircraft Cable	C1 = 5ft Cord	MV = Standard 120V-277V, 1% Dimming (0-10V) 347 = Standard 347V Dimming (0-10V) EM = Emergency Driver X = DALI, Lutron EcoSystem LED, and other drivers available, consult factory
	4 = 4ft	30 = 3000lm 60 = 6000lm				A5 = 60in Aircraft Cable	C2 = 6ft Cord	
	6 = 6ft	45 = 4500lm 90 = 9000lm				A8 = 96in Aircraft Cable	C4 = 9ft Cord	
	8 = 8ft	60 = 6000lm 120 = 12000lm				A12 = 144in Aircraft Cable	C7 = 13ft Cord	
						SW = Side Wall Mounted, consult factory		



DIMENSIONS

SIZE	L	W	H	MTG L
2FT	24.00"	2.15"	3.10"	ADJUSTABLE
4FT	47.00"	2.15"	3.10"	ADJUSTABLE
6FT	69.00"	2.15"	3.10"	ADJUSTABLE
8FT	92.00"	2.15"	3.10"	ADJUSTABLE



BOTTOM VIEW



TOP VIEW

SHIELDING

Frosted ribbed polycarbonate.

CONSTRUCTION

One piece body construction with anti-UV and V2 fireproof PC material.

FINISH

Standard finish is high gloss white polyester baked powder coat enamel. Also available in high gloss black polyester baked powder coat enamel.



LED LIGHT ENGINE

Mounted on internal high reflectance white painted reflector.

LED DRIVER

1% Dimming (0-10V). Emergency driver available. DALI (Digital Addressable Lighting Interface), Lutron EcoSystem LED, and other drivers available, consult factory.

ELECTRICAL

3000K 3500K 4000K

120V - 277V 347V

*TW (Tunable White), other CCT, RGB (Red, Green, Blue LEDs), DM (dim to warm) available, consult factory. L80 performance at 60,000 hours minimum. 80 CRI Standard. Other dimming options, lumen options, 90CRI and lengths available, consult factory.

CERTIFICATION

Approved to UL1598 and CSA C22.2 No. 250 standards** IP65. Suitable for wet locations.




*LED Five (5) year limited warranty.

**Operating temperature: -20°C to +35°C / -4°F to +95 °F, consult factory for operating temperatures outside the listed range.

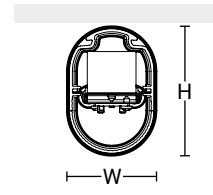
***Not all available products are DLC qualified. View DLC Qualified Products List at designlights.org to confirm which versions are qualified.

MOUNTING / CROSS SECTION

Suspended installation with aircraft cables or **surface** installation with mounting clips.

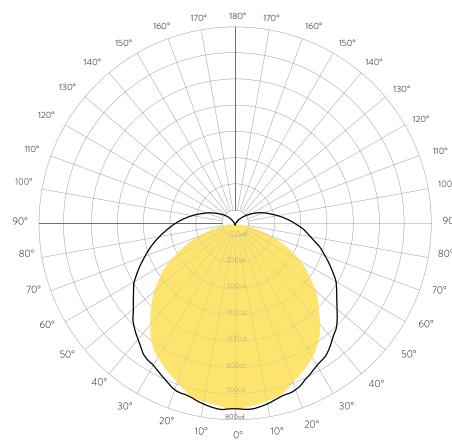


SUSPENDED



SURFACE

PHOTOMETRIC DATA



SVT-4-30-40K

0°-180° █
90°-270° █

ZONAL LUMEN SUMMARY

Zone	Lumens
0.00°-10.00°	87.19
10.00°-20.00	208.29
20.00°-30.00	318.64
30.00°-40.00	393.12
40.00°-50.00	422.54
50.00°-60.00	407.46
60.00°-70.00	356.54
70.00°-80.00	281.76
80.00°-90.00	204.35
90.00°-100.00	141.99
100.00°-110.00	93.89
110.00°-120.00	57.98
120.00°-130.00	32.31
130.00°-140.00	15.41
140.00°-150.00	5.58
150.00°-160.00	1.06
160.00°-170.00	0.02
170.00°-180.00	0.00
0.00°-90.00	2679.89
90.00°-180.00	348.23
0.00°-180.00	3028.12

CONE OF LIGHT

Mtg Height	Light Level	Beam Diameter
6.0 ft	21.3 fc	27.3 ft
8.0 ft	12.0 fc	36.4 ft
10.0 ft	7.7 fc	45.4 ft
12.0 ft	5.3 fc	54.5 ft
15.0 ft	3.4 fc	68.2 ft

AVERAGE LUMINAIRE LUMINANCE (CD/M2)

	0.00°	45.00°	90.00°
0.00°	11677	11677	11677
45.00°	9962	5790	5291
55.00°	9239	4865	4501
65.00°	7921	4070	3931
75.00°	5891	3379	3384
85.00°	3117	2770	2935

WATTAGE & EFFICACY 2FT

SVT-2-15-40K-P2	1500lm	4000K	13W	113lm/W
SVT-2-30-40K-P2	3000lm	4000K	24W	124lm/W

WATTAGE & EFFICACY 4FT

SVT-4-30-40K-P2	3000lm	4000K	25W	122lm/W
SVT-4-60-40K-P2	6000lm	4000K	45W	134lm/W

WATTAGE & EFFICACY 6FT

SVT-6-45-40K-P2	4500lm	4000K	36W	125lm/W
SVT-6-90-40K-P2	9000lm	4000K	72W	126lm/W

WATTAGE & EFFICACY 8FT

SVT-8-60-40K-P2	6000lm	4000K	48W	124lm/W
SVT-8-120-40K-P2	12000lm	4000K	93W	129lm/W